

# XS D|DH

Searchlight Xenon Direct Operated



Direct operated xenon searchlights XS 500, XS 1000, XS 1600 and XS 3000 D/DH are suitable for all kinds of ships. Built with corrosion resistant components, and designed for extreme marine environments which require minimum maintenance. Stainless steel forks, bolts, screws and nuts. Low weight and simple to mount, these searchlights provide reliable lighting in all kinds of temperatures. Power supply unit and main control panel is included.

## Highlights

- Designed to meet applicable marine requirements
- Heat-resistant, silicone rubber front ring gasket
- Seawater-resistant aluminium housing finished with white polyester coating

## TECHNICAL DESCRIPTION

### LIGHT SOURCE

500, 1000, 1600, 2000 or 3000 W Xenon lamp included. Through a unique colour distribution, the Xenon lamp rapidly detects ice and illuminates surface objects. Its beam is about 4 times that of a Halogen light.

### MOUNTING

D = Direct operated  
DH = Operated high with pedestal for high mounting

### OPTIC

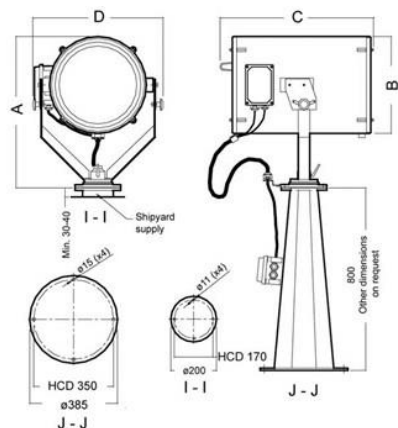
Durable silver plated glass reflector and hardened front glass. NIRH version with Nickle Rhodium reflector for maximum light output. Remote controlled light distribution (wide or narrow beam).

### OPTIONS

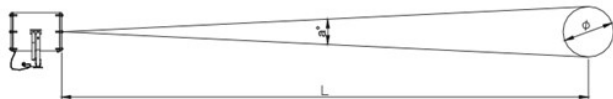
Spread filter  
Pedestal for high mounting  
Other RAL colours for housing on request.

# XS D|DH

## MEASUREMENT DRAWINGS



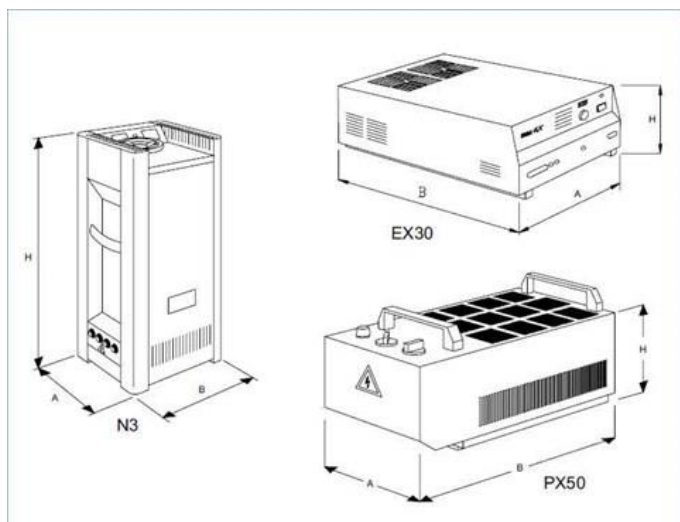
XS D|DH - measures see on item level



Product	L (M)*	Dia Ø (M)	Angel A°
XS 500 D	4600	161	2 - 7°
XS 500 DH	4600	161	2 - 7°
XS 1000 D	6400	223	2 - 7°
XS 1000 DH	6400	223	2 - 7°
XS 1600 D	7200	377	3 - 8°
XS 1600 DH	7200	377	3 - 8°
XS 2000 D	9600	321	2 - 7°
XS 3000 D	12500	603	3 - 8°

\* Theoretical estimated range at 1 lux.

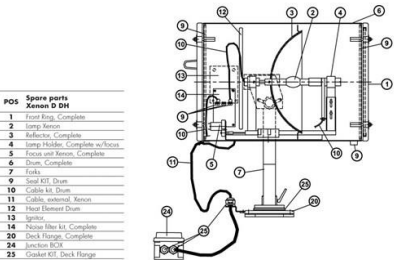
Light output for XS D|DH



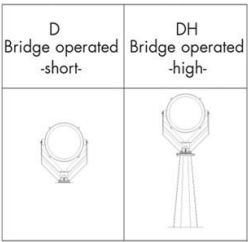
Ballast units for Xenon searchlights see under accessories

XS D|DH

EXPLOSION DRAWINGS



PLACEMENT/MOUNTING



XS D|DH

---

## GALLERY

---



Sonne